

TEACHER REPORT

Name of Teacher	BERNARD TEO ZHI YI
Module	CS2030-Programming Methodology II (LABORATORY)
Academic Year/Sem	2018/2019 - SEM 1
Department	COMPUTER SCIENCE
Faculty	SCHOOL OF COMPUTING

Raters	Student
Responded	14
Invited	14
Response Ratio	100%

Note:

Class Size = Invited; Response Size = Responded; Response Rate = Response Ratio

A. GUIDELINES FOR INTERPRETING THE REPORT

The teacher evaluation report is for developmental purposes and is meant to help identify strengths and areas for improvement. Please consider the following recommendations that will aid in interpreting the results:

1. Examine the report by taking note of patterns in order to consider how best to act on the feedback your students have taken the time to provide. Use the reflection section at the end to reflect upon how you might act on the feedback.
2. These evaluations stem from student perception and thus constitute one source of evidence among others as to the quality of your teaching. Any response to the feedback should be based on the most representative results rather than on outlying responses.
3. Upon getting a general sense as to what has gone well, and which areas may require attention and improvement, it is important to drill down to the related questions. These questions can help guide future action if feedback from students suggest areas for improvement.
4. Keep both the likert scale and written comments in mind while reading through the report. High scores (4+) suggest student consensus indicating a strength. On the other hand, low scores (2-) should be considered as an area that requires immediate developmental focus based on student feedback.

B. NOMINATION FOR TEACHING AWARDS

	Response Count
I would like to nominate BERNARD TEO ZHI YI for teaching awards	7

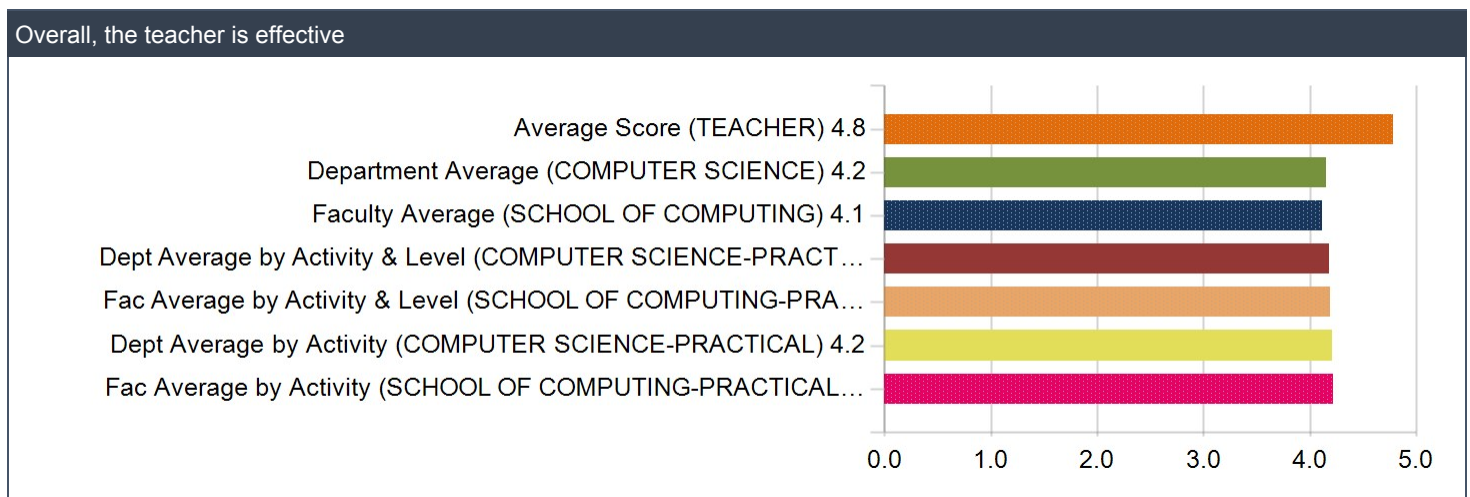
Comment
- Very effective tutor
- Goes out of his way and even create powerpoint slides for each tutorial/lab session. It is a pity that I am not in his tutorial class, as I believe he can teach very well
- He's good
- He put in expended effort to prepare materials for us and gave us individual comments on our code.
- Very timely feedback on questions raised. Clear in teaching and knowledgeable with this subject matter
- He is good
- Does everything very well, including writing extra test cases to ensure that one of our weekly lab assignments is of sufficient rigour.

C. SUMMARY OF TEACHING SCORES

(i) Teaching Rating Score Analysis

Question	Average Score (TEACHER)		Department Average (COMPUTER SCIENCE)		Faculty Average (SCHOOL OF COMPUTING)	
	Mean	Standard Deviation	Mean	Standard Deviation	Mean	Standard Deviation
Overall, the teacher is effective.	4.8	0.4	4.2	0.8	4.1	0.9

Question	Average Score (TEACHER)	Dept Average by Activity & Level (COMPUTER SCIENCE-PRACTICAL (Level 2000))	Fac Average by Activity & Level (SCHOOL OF COMPUTING-PRACTICAL (Level 2000))	Dept Average by Activity (COMPUTER SCIENCE-PRACTICAL)	Fac Average by Activity (SCHOOL OF COMPUTING-PRACTICAL)
	Mean	Mean	Mean	Mean	Mean
Overall, the teacher is effective.	4.8	4.2	4.2	4.2	4.2



Question	Average Score (TEACHER)		Department Average (COMPUTER SCIENCE)		Faculty Average (SCHOOL OF COMPUTING)	
	Mean	Standard Deviation	Mean	Standard Deviation	Mean	Standard Deviation
The teacher has enhanced my thinking ability.	4.6	0.5	4.2	0.8	4.1	0.8
The teacher provided timely and useful feedback.	4.9	0.4	4.1	0.8	4.1	0.9
The teacher has increased my interest in the subject.	4.7	0.5	4.1	0.9	4.0	0.9
Average of Q1-Q3	4.7	0.4	4.1	-	4.1	-

Question	Average Score (TEACHER)	Dept Average by Activity & Level (COMPUTER SCIENCE-PRACTICAL (Level 2000))	Fac Average by Activity & Level (SCHOOL OF COMPUTING-PRACTICAL (Level 2000))	Dept Average by Activity (COMPUTER SCIENCE-PRACTICAL)	Fac Average by Activity (SCHOOL OF COMPUTING-PRACTICAL)
	Mean	Mean	Mean	Mean	Mean
The teacher has enhanced my thinking ability.	4.6	4.2	4.2	4.2	4.2
The teacher provided timely and useful feedback.	4.9	4.2	4.2	4.2	4.3
The teacher has increased my interest in the subject.	4.7	4.1	4.1	4.1	4.1
Average of Q1-Q3	4.7	4.2	4.2	4.2	4.2

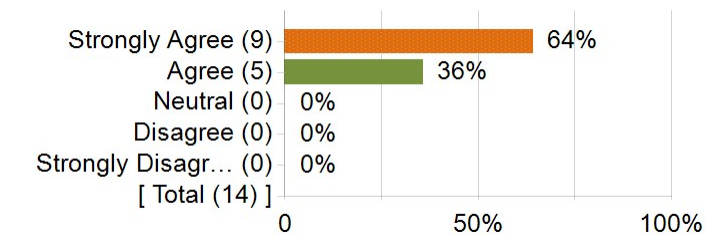
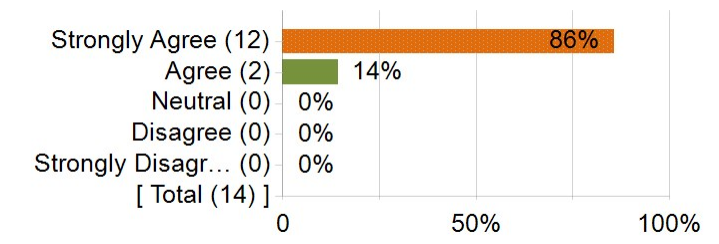
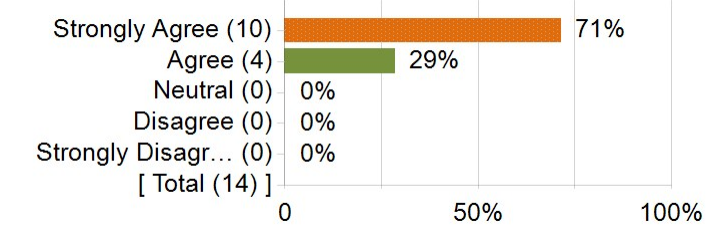
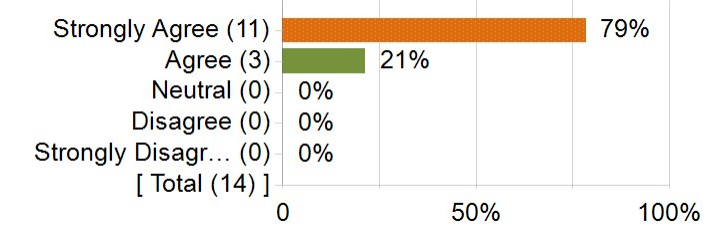
Department Specific Questions

Question	Average Score (TEACHER)		Department Average (COMPUTER SCIENCE)	
	Mean	Standard Deviation	Mean	Standard Deviation
The teacher has enhanced my ability to communicate the subject material.	4.5	0.5	4.1	0.8

Question	Average Score (TEACHER)		Department Average (COMPUTER SCIENCE)	
	Mean	Standard Deviation	Mean	Standard Deviation
The teacher's attitude and approach encouraged me to think and work in a creative and independent way.	4.6	0.5	4.1	0.8

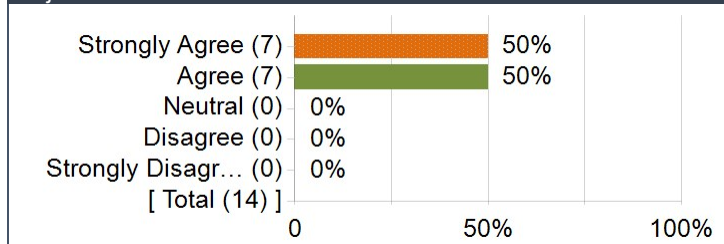
Question	Average Score (TEACHER)		Department Average (COMPUTER SCIENCE)	
	Mean	Standard Deviation	Mean	Standard Deviation
The teacher cares about student development and learning.	4.8	0.4	4.2	0.8

(ii) Teacher Rating Frequency Analysis

1. The teacher has enhanced my thinking ability.		2. The teacher provided timely and useful feedback.	
			
Statistics	Value	Statistics	Value
Response Count	14	Response Count	14
Mean	4.6	Mean	4.9
Median	5.0	Median	5.0
Mode	5	Mode	5
80th Percentile	5.0	80th Percentile	5.0
Standard Deviation	0.5	Standard Deviation	0.4
Positive Feedback	100%	Positive Feedback	100%
3. The teacher has increased my interest in the subject.		4. Overall, the teacher is effective.	
			
Statistics	Value	Statistics	Value
Response Count	14	Response Count	14
Mean	4.7	Mean	4.8
Median	5.0	Median	5.0
Mode	5	Mode	5
80th Percentile	5.0	80th Percentile	5.0
Standard Deviation	0.5	Standard Deviation	0.4
Positive Feedback	100%	Positive Feedback	100%

The teacher has enhanced my ability to communicate the subject material.

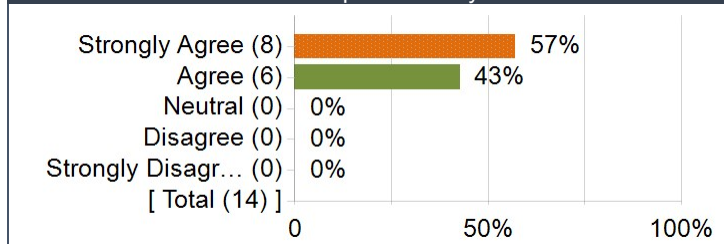
1. The teacher has enhanced my ability to communicate the subject material.



Statistics	Value
Response Count	14
Mean	4.5
Median	4.5
Mode	5, 4
80th Percentile	5.0
Standard Deviation	0.5
Positive Feedback	100%

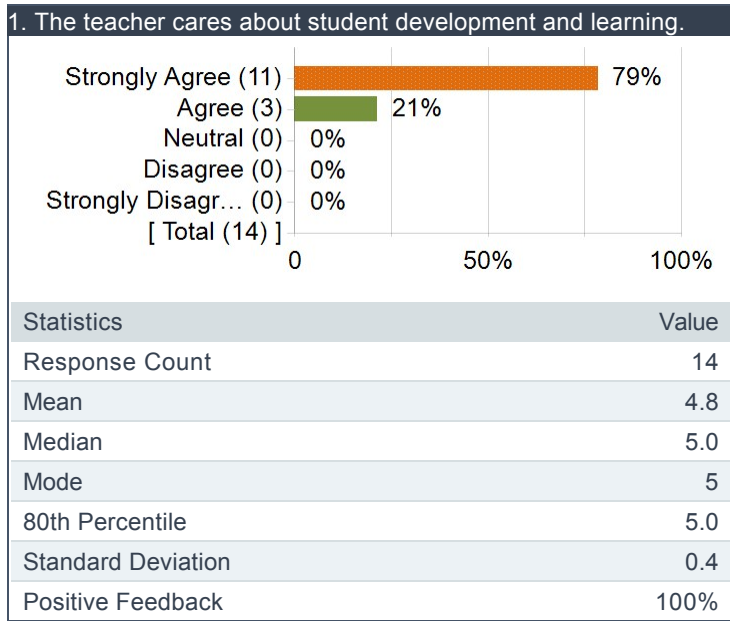
The teacher's attitude and approach encouraged me to think and work in a creative and independent way.

1. The teacher's attitude and approach encouraged me to think and work in a creative and independent way.

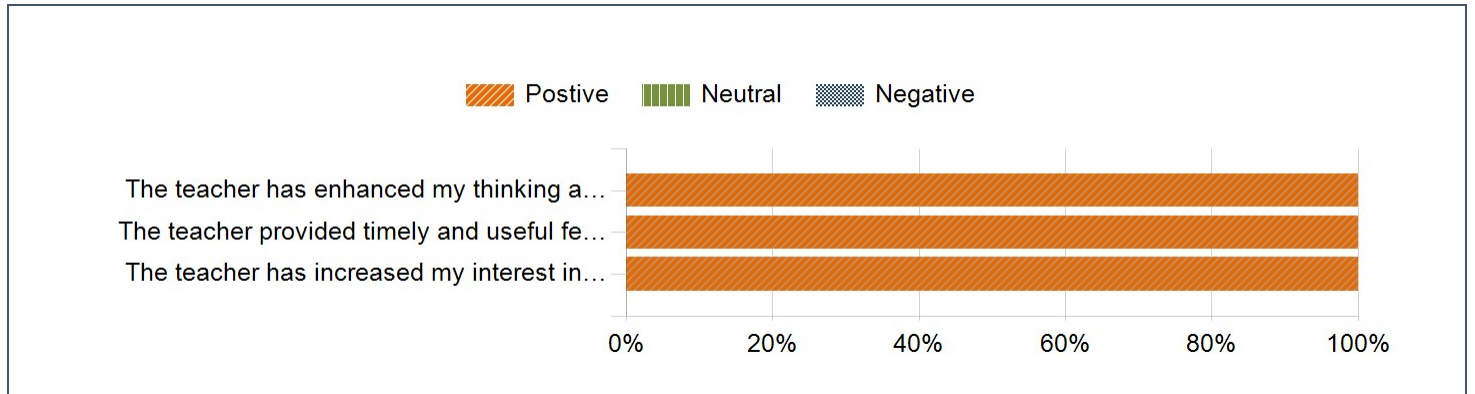


Statistics	Value
Response Count	14
Mean	4.6
Median	5.0
Mode	5
80th Percentile	5.0
Standard Deviation	0.5
Positive Feedback	100%

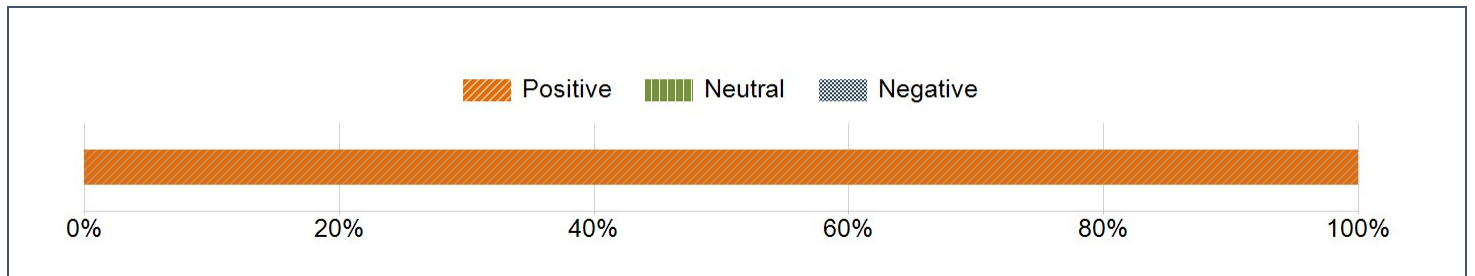
The teacher cares about student development and learning.



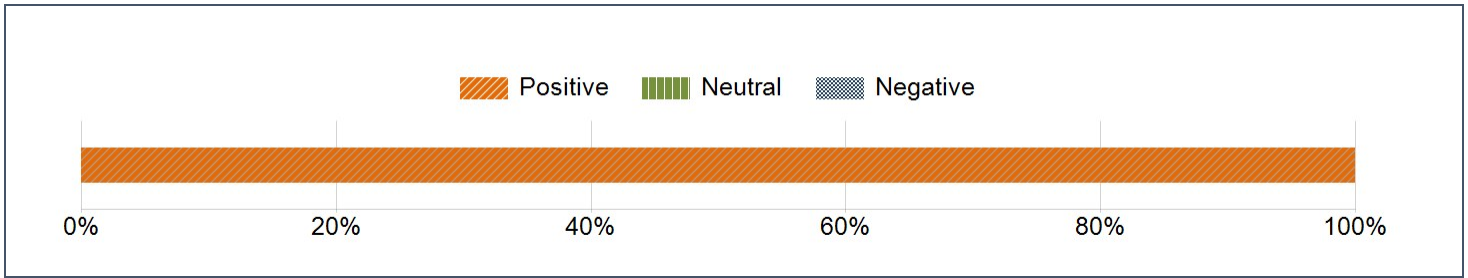
(iii) Teacher Rating Analysis Based on Scale Distribution



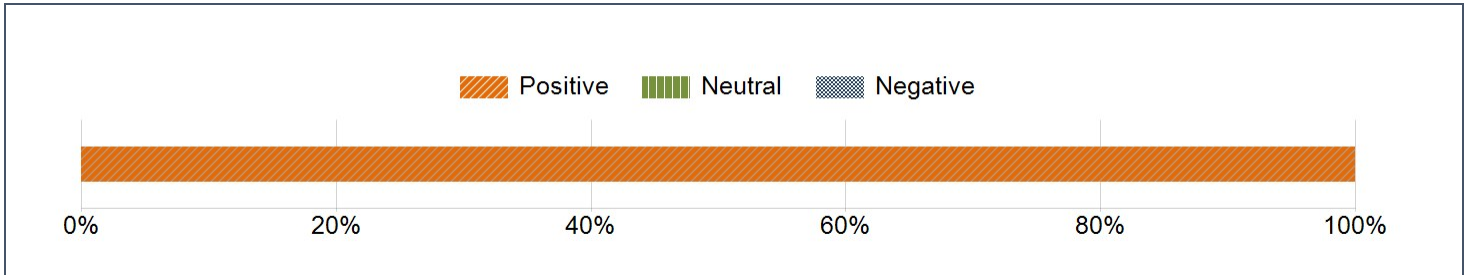
The teacher has enhanced my ability to communicate the subject material.



The teacher's attitude and approach encouraged me to think and work in a creative and independent way.



The teacher cares about student development and learning.



(iv) Teacher Rating Scores vs. Gender

Question	M	F	Overall
The teacher has enhanced my thinking ability.	4.7	4.5	4.6
The teacher provided timely and useful feedback.	4.9	4.5	4.9
The teacher has increased my interest in the subject.	4.8	4.5	4.7

D. STRENGTHS

What are BERNARD TEO ZHI YI's strengths?

Comments
Patience
He is very knowledgeable and very eager to help.
Very well versed in programming, able to let students picture the end goal which makes it easy to code out the tasks.
he gave us chocolate
Everything minus writing extra test cases.

E. AREAS FOR IMPROVEMENT

What improvements would you suggest to BERNARD TEO ZHI YI?

Comments
all good, keep it up!
-
You forgot to test for smaller limits.

F. SELF-REFLECTION

1. When comparing these results to the previous year's results, what areas have shown improvement?
2. What areas remain to be improved and what are the necessary steps / actions to do so?
3. Are there colleagues who could potentially guide me?
4. Are there issues that require departmental or institutional support?